



NATIONAL RESEARCH CENTRE
«**KURCHATOV INSTITUTE**»

Institute for High Energy Physics
of the National Research Centre
«Kurchatov Institute»

Preprint 2018–16

S.P. Denisov, V.N. Goryachev

**Distributions of the charged particles multiplicities in the
electromagnetic showers initiated by 10 to 1000 GeV
electrons in lead**

*Submitted to the Journal of Physics:
Conference Series*

Protvino 2018

Abstract

Denisov S.P., Goryachev V.N. Distributions of the charged particles multiplicities in the electromagnetic showers initiated by 10 to 1000 GeV electrons in lead: NRC «Kurchatov institute» – IHEP Preprint 2018–16. – Protvino, 2018. – p. 11, figs. 9, table 1, refs.: 17.

Distributions of the charged particles multiplicities in the electromagnetic showers initiated by 10 to 1000 GeV electrons in lead are calculated using GEANT4. It is shown that they are well fitted by the inverse sum of two exponents. The evolution of the multiplicity distribution shapes as a function of the lead depth is discussed. An estimate of the energy resolution of a simple e, γ detector consisting of a high Z convertor and a counter of the shower electrons and positrons is presented.

Аннотация

Денисов С.П., Горячев В.Н. Распределения заряженных частиц по множественности в электромагнитных ливнях, инициированных в свинце электронами с энергиями от 10 до 1000 ГэВ: Препринт НИЦ «Курчатовский институт» – ИФВЭ 2018-16. – Протвино, 2018. – 11 с., 9 рис., 1 табл., библиогр.: 17.

С использованием GEANT4 рассчитаны распределения по множественности заряженных частиц в электромагнитных ливнях, инициированных в свинце электронами с энергиями от 10 до 1000 ГэВ. Показано, что они хорошо описываются обратной суммой двух экспонент. Обсуждается эволюция формы распределений по множественности как функции толщины свинца. Получены оценки энергетического разрешения простого детектора электронов и γ -квантов, состоящего из конвертора с большим Z и счётчика ливневых электронов и позитронов за ним.

1. Introduction

Detectors consisting of a lead converter and a position sensitive detector behind it are widely used in HEP experiments for e, γ /hadron and γ/π^0 separations and for e, γ coordinate and energy measurements [1-13]. They are often called preshower or shower maximum detectors. Their characteristics depend on the fluctuations of the charge particle flux in electromagnetic (EM) showers initiated in the converter by the primary e, γ . In our previous studies [14] it is shown that multiplicity distributions at the converter depth of t_{\max} , corresponding to the maximum of the charged particles flux in the EM showers, are asymmetric and have long tails at the low multiplicities due to late developments of some showers. They are well described by the inverse sum of two exponents:

$$\frac{dP}{dN} = \frac{p_0}{e^{p_1(N-p_3)} + e^{p_2(N-p_3)}}, \quad p_0 = \frac{p_1 - p_2}{\pi} \sin \frac{\pi p_1}{p_1 - p_2} \quad (1)$$

where p_0 is a normalization factor and p_1, p_2, p_3 are free parameters. This function is defined from $-\infty$ to $+\infty$ and because $N > 0$ it can be used only if the multiplicity $N \gg 1$ and $dP/dN(0)$ is close to 0. Thus, it is applicable only to thick converters with $t \gg 1$ (here and below t is in radiation lengths). The main purpose of this report is to study how well this formula works at the converter thickness t other than t_{\max} and how dP/dN shape varies as a function of t .

To answer these questions 5000 EM cascades in lead were generated for each primary electron energy E_0 of 10, 20, 40, 80, 160, 200, 500 and 1000 GeV. The calculations were based on GEANT4 10.01.p02 (Physical list FTFP_BERT) [15] with 700 micron range cut. Corresponding energy thresholds for the secondaries e^+ and e^- are close to 1 MeV. From Table 1 it follows that increasing or decreasing the range cut by a factor of two does not affect the average particle flux $\langle N \rangle$ within statistical uncertainty of 0.5% since the energy thresholds are much less than the average particle energy [16]. Note that the charged particles flux consists mainly of e^+ and e^- . For example the admixture of other particles at t_{\max} for $E_0=200$ GeV is 0.02% only [14]. The converter diameter is 70 cm.

Table 1. $\langle N \rangle$ vs range cut

E_0 , GeV	t , r. l.	Cut, mm		
		0.35	0.7	1.4
40	16	36.4 ± 0.2	36.2 ± 0.2	36.1 ± 0.2
80	16	93.7 ± 0.6	90.5 ± 0.6	90.9 ± 0.6
200	9	828.1 ± 3.5	825.9 ± 3.5	825.6 ± 3.5

2. Charge particle multiplicity distributions

Fig. 1 shows the results of GEANT4 simulations of EM showers in lead fitted to gamma function

$$\langle N \rangle = c_0 (bt)^{a-1} e^{-bt}, \quad (2)$$

where c_0 , a and b are free parameters [17].

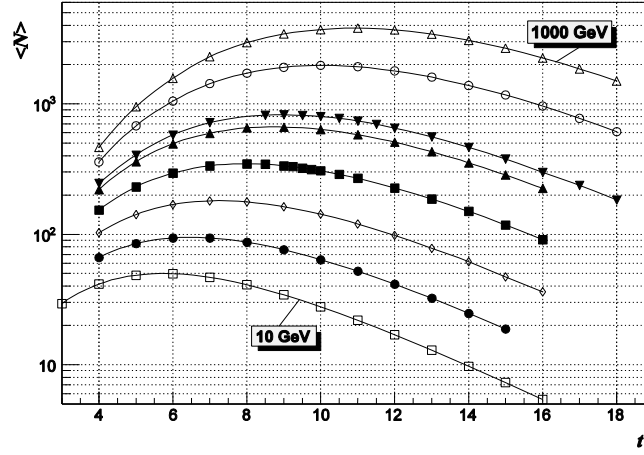


Figure 1. Results of GEANT4 simulation of EM showers in lead fitted to gamma function (2).

dP/dN distributions for $E_0=10, 40, 200$ and 1000 GeV are presented in Figs.2 - 5. For all energies and $t \gg 1$ these distributions are reasonably well described by formula (1). Fig. 6 presents the t -dependencies of p_1 and $-p_2$ parameters obtained from the fit to formula (1). From Fig. 6 it follows that at some depths t_1 below and t_2 above t_{\max} p_1 and $-p_2$ parameters become equal (two $p_1, -p_2$ intersections below t_{\max} at 1000 GeV are not discussed in this paper). As follows from formula (1) at these t values dP/dN distributions become symmetric (see Figs. 2 - 5) and can be described by the following function:

$$dP/dN = (p/\pi) \cdot \text{ch}^{-1}(p[N_{\max} - p_3]), \quad (3)$$

where $p = p_1 = -p_2$ and N_{\max} is an average number of charge particles at t_{\max} . This function reaches maximum of p/π at $p_3 = N_{\max}$. Asymmetric dP/dN distributions between t_1 and t_2 have tails on the left side of the dP/dN peak while in the region of $t > t_2$ the tail appears on the right side as shown in Figs. 2 - 5.

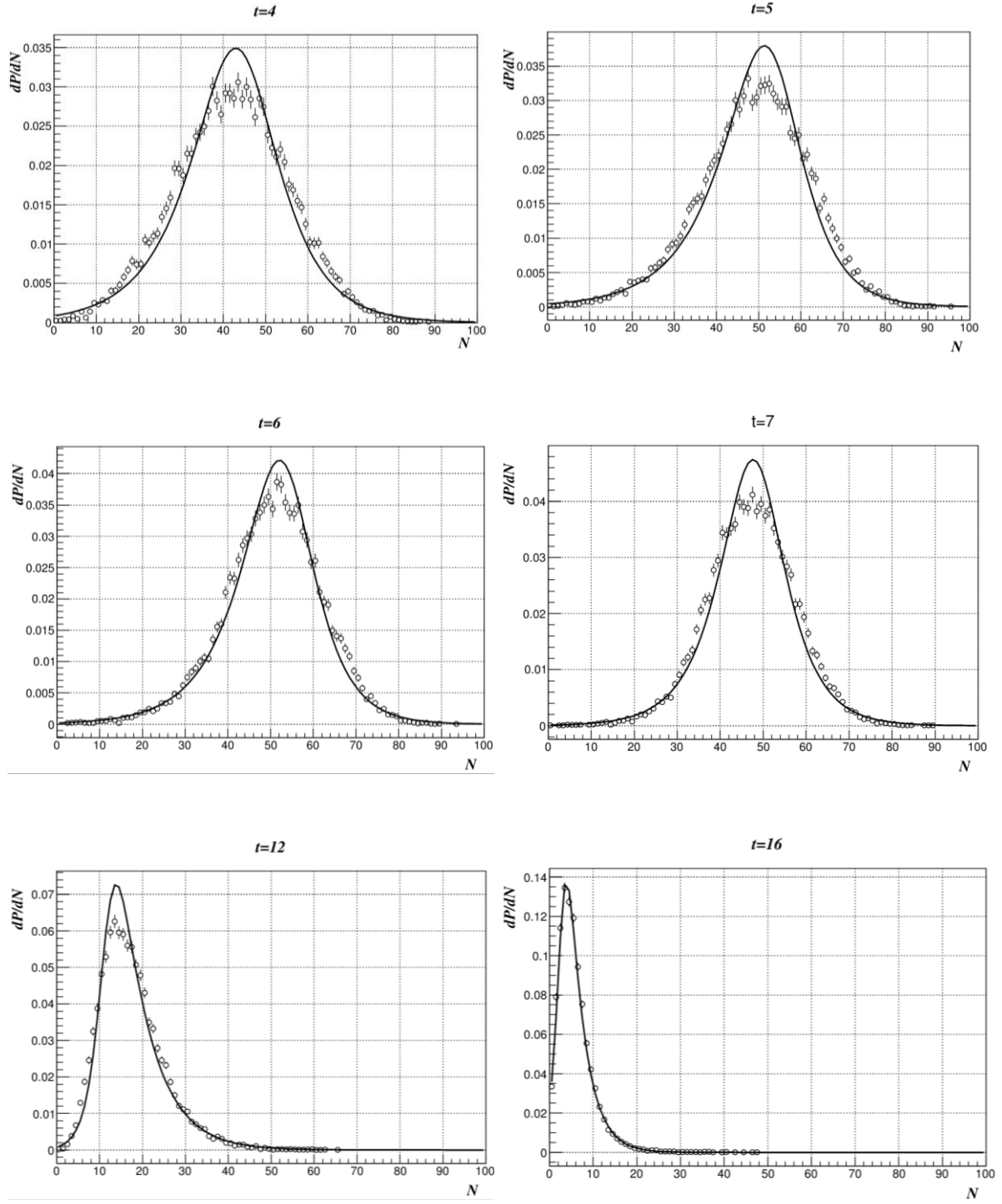


Figure 2. Charged particles multiplicity distributions in the EM showers initiated by 10 GeV electrons at different depths t of lead.

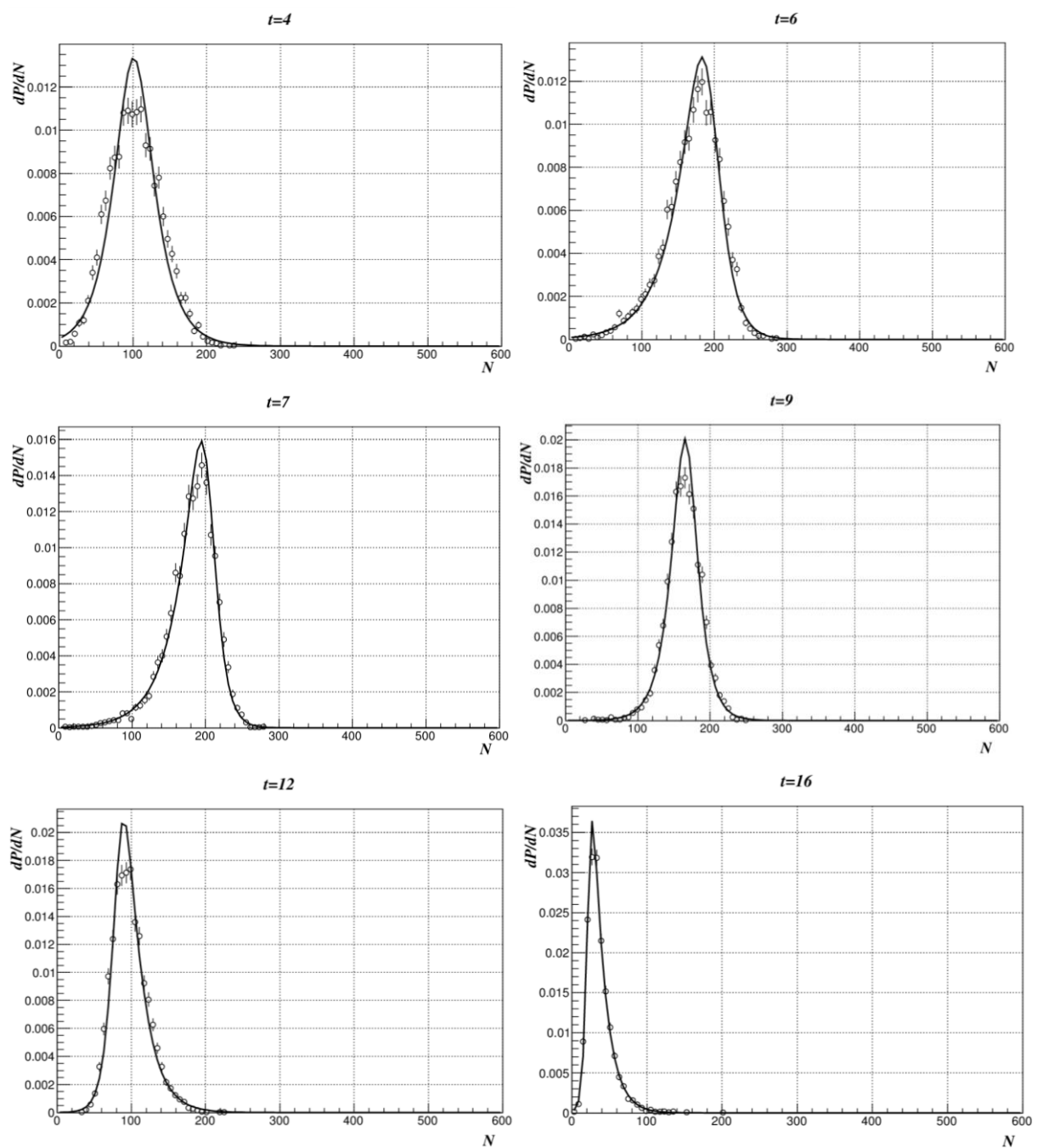


Figure 3. Charged particles multiplicity distributions in the EM showers initiated by 40 GeV electrons at different depths t of lead.

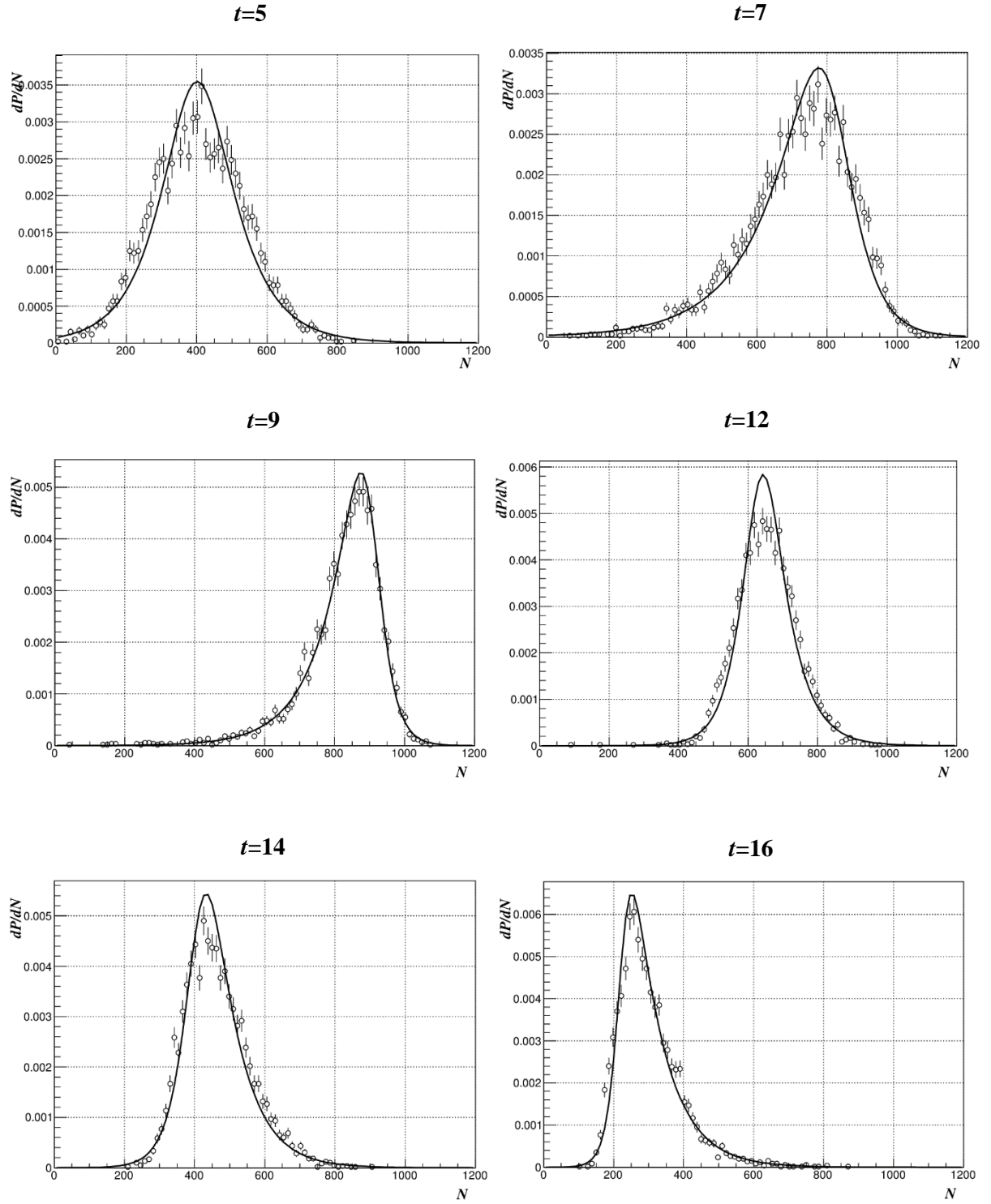


Figure 4. Charged particles multiplicity distributions in the EM showers initiated by 200 GeV electrons at different depths t of lead.

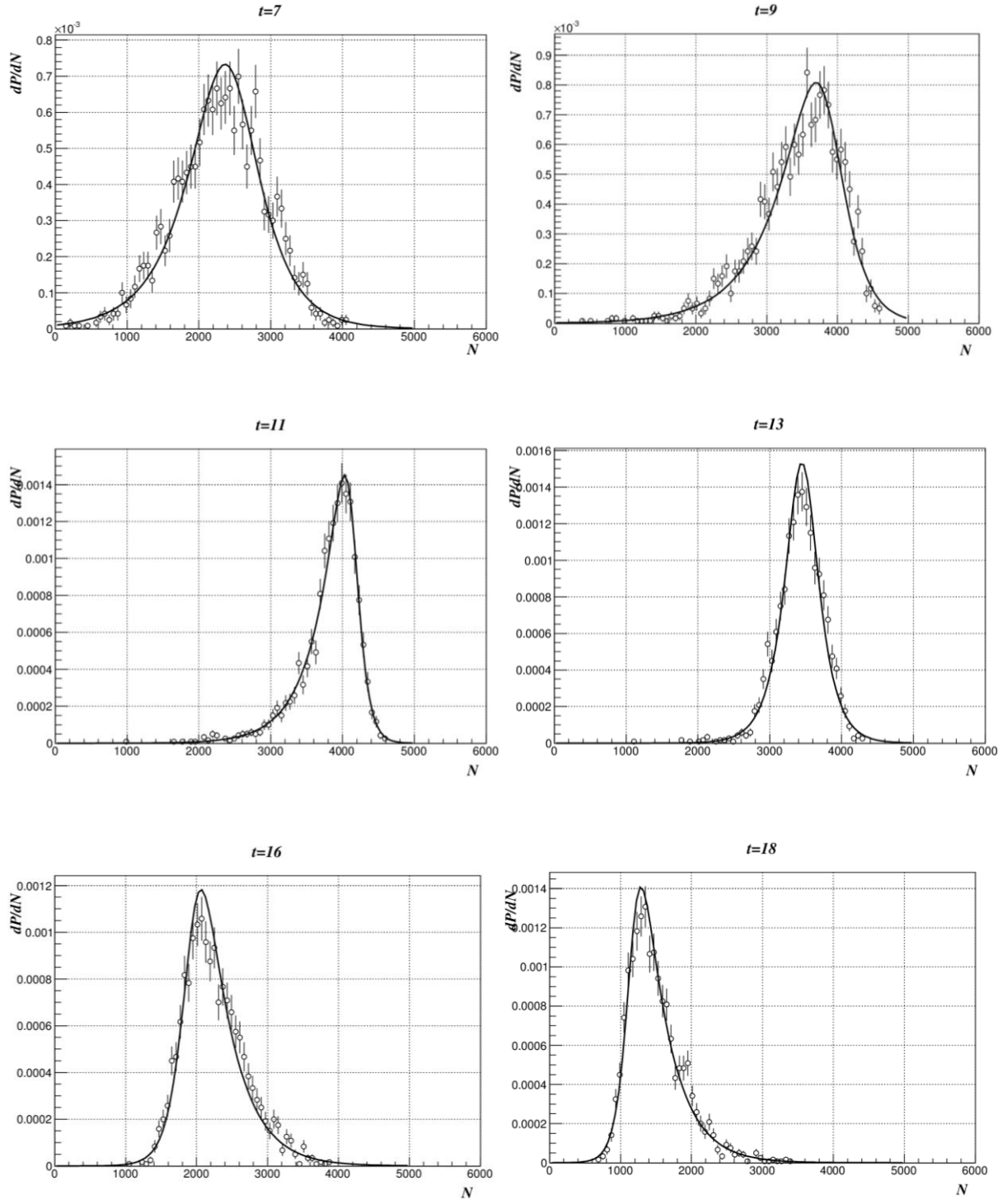


Figure 5. Charged particles multiplicity distributions in the EM showers initiated by 1000 GeV electrons at different depths t of lead.

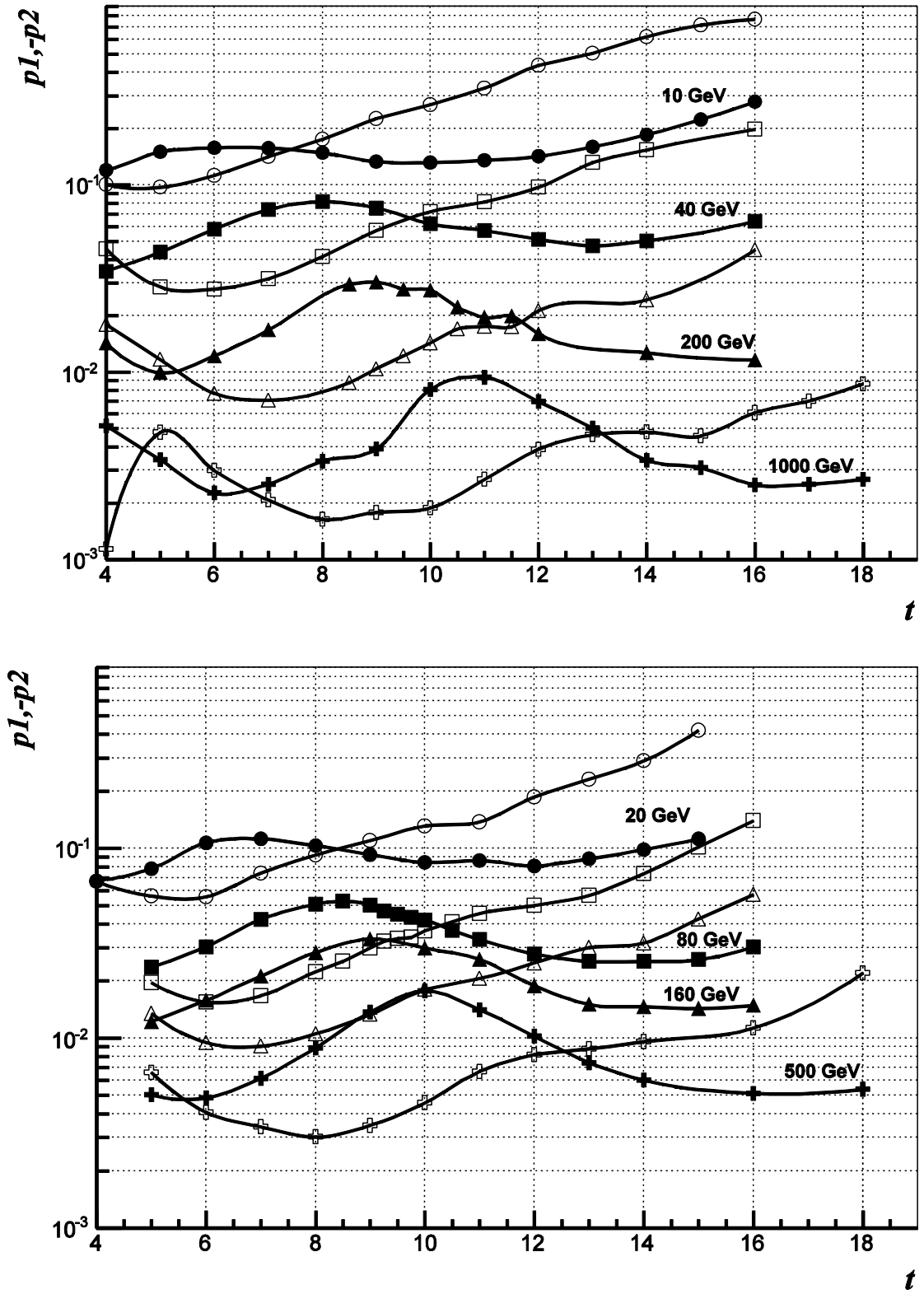


Figure 6. t - dependencies of the p_1 (black marks) and $-p_2$ (open marks) parameters for different E_0 energies. The smooth curves are drawn using ROOT package.

3. RMS/<N> vs E_0 and t

An important parameter of the particles multiplicity distributions is RMS/<N>. t -dependencies of RMS/<N> values for different E_0 energies are shown in Fig. 7. From Fig. 7 it follows that the positions t_0 of minimal RMS/<N> values do not coincide with t_{\max} where particle flux reaches maximum value, instead close to t_2 . The t_0 and t_{\max} energy dependencies are presented in Fig. 8. Both follow logarithmic dependence:

$$t_{\max} = (3.06 \pm 0.08) + (1.129 \pm 0.016) \ln E_0,$$

$$t_0 = (4.31 \pm 0.06) + (1.177 \pm 0.012) \ln E_0$$

with similar slopes while the t_0 constant term is 1.25 r. l. above the constant term for t_{\max} . The energy dependence of RMS/<N> minimal values is shown in Fig. 9. It is fitted by the formula

$$(\text{RMS}/\langle N \rangle)_{\min.} = (0.46 \pm 0.03)/E^{0.49 \pm 0.04} + (0.074 \pm 0.005). \quad (4)$$

The first term in (4) can be interpreted as a stochastic term independent of the place in the converter where the EM shower started to develop. The constant term is mainly due to fluctuations of the shower starting point. Formula (4) is an estimate of the best energy resolution of a simple e, γ detector, consisting of a high Z converter and a counter of e^+, e^- behind it.

3. Conclusions

Calculations of the EM showers initiated by 10 to 1000 GeV electrons in lead are performed using GEANT4 to investigate fluctuations of the charged particles fluxes. It is shown that for all studied electron energies and lead depths probability distributions dP/dN of the charged particles multiplicities are well described by the inverse sum of two exponents with three free parameters. At the certain depths $t_1 < t_{\max}$ and $t_2 > t_{\max}$ dP/dN distributions are symmetric. In the interval from t_1 to t_2 dP/dN distributions are asymmetric with the tail on the left side of the dP/dN peak and in the region $t > t_2$ the tail appears on the right side of the peak. Such evolution of dP/dN shape can be explained by the late development of some EM showers. Minimal RMS/<N> values of the multiplicity distributions are achieved at the depths close to t_2 . As follows from formula (4) their E_0 -dependence obeys a power law. Formula (4) is an estimate of the best energy resolution of a simple e, γ detector consisting of a high Z converter and a detector of secondaries e^+, e^- behind it.

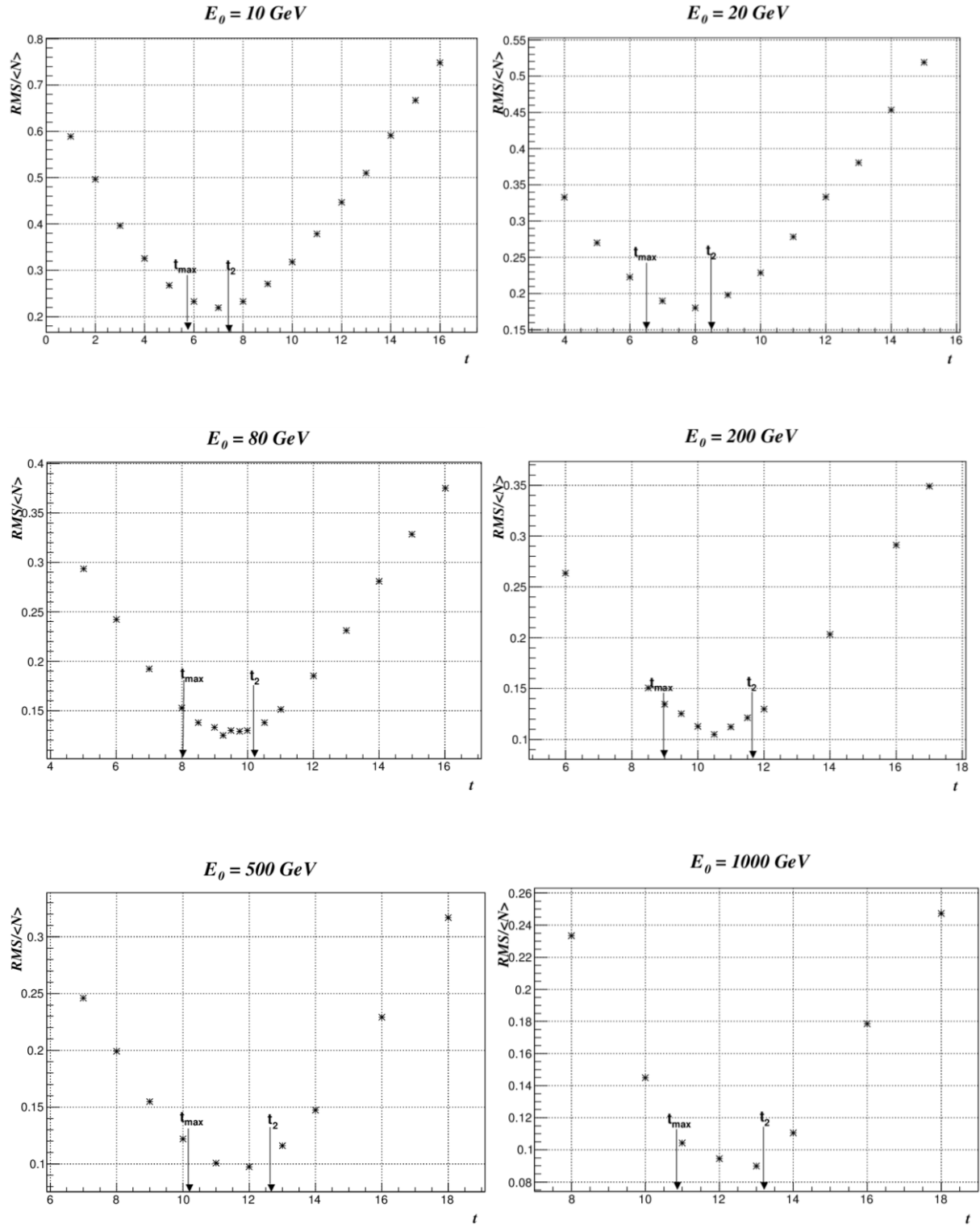


Figure 7. t -dependence of $RMS/\langle N \rangle$ for particles multiplicity distributions in the EM showers initiated by 10 to 1000 GeV electrons in lead.

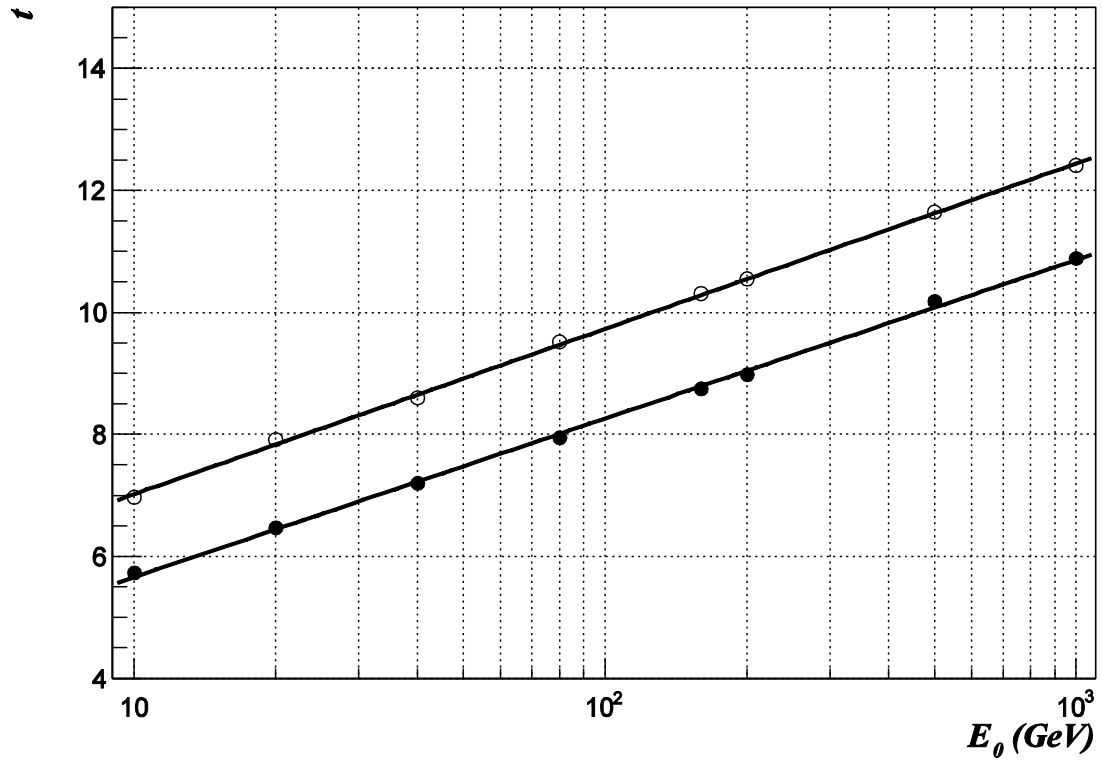


Figure 8. t_{\max} (black circles) and t_0 (open circles) vs shower energy E_0 .

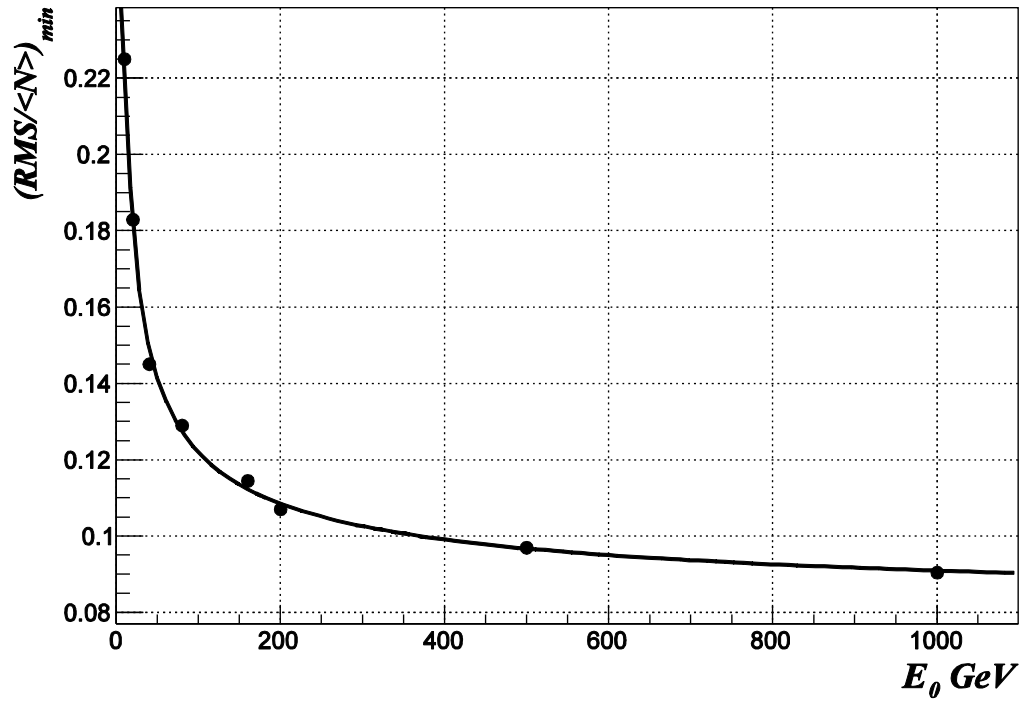


Figure 9. Minimal $RMS/\langle N \rangle$ values vs shower energy E_0 .

Acknowledgments

We gratefully acknowledge the help of D.S. Denisov, T.Z. Gurova, and D.A. Stoyanova in preparation of this manuscript. This work was supported in part by the Russian Foundation for Basic Research under grant № 17-02-00120.

References

- [1] A. A. Tyapkin, NIM 85 (1970) 277-278.
- [2] Ts. A. Amatuni, S. P. Denisov, R. N. Krasnokutsky et al., NIM **203** (1982) 179-182.
- [3] Ts. A. Amatuni, Yu. M. Antipov, S. P. Denisov et al., NIM **203** (1982) 183-187.
- [4] G. Apollinari, N. D. Giokaris, K. Goulianos et al., NIM A **324** (1993) 475-481.
- [5] Acosta, B. Bylsma, L. S. Durkin et al., NIM A **354** (1995) 296-308.
- [6] S.J. Alvsvaag , O.A. Maeland, A. Klovning et al., NIM A **360** (1995) 219-223.
- [7] K. Byrum , J. Dawson , L. Nodulman et al., NIM A **364** (1995) 144-149.
- [8] S. A. Akimenko, V. I. Belousov, B. V. Chujko et al., NIM A **365** (1995) 92-97.
- [9] J. Grunhaus, S. Kananov, C. Milststene, NIM A **335** (1993) 129-135.
- [10] J. Grunhaus, S. Kananov, C. Milststene, NIM A **354** (1995) 368-375.
- [11] K. Kawagoe, Y. Sugimoto, A. Takeuchi et al., NIM A **487** (2002) 275–290.
- [12] S. Itoh, T. Takeshita, Y. Fujii, F. Kajino et al., NIM A **589** (2008) 370–382.
- [13] A. Ronzhin, S. Los, E. Ramberg et al., NIM A **795** (2015) 288-292.
- [14] S. P. Denisov, V. N. Goryachev, Physics of Atomic Nuclei **81**(2018) No.11, 1-6.
- [15] S. Agostinelli et al, NIM A **506** (2003) 250-303, <http://cern.ch/geant4>
- [16] S. P. Denisov, V.N. Goryachev, Preprint IHEP 15-2018.
- [17] E. Longo, I. Sestili, NIM **128** (1975) 283.

Received December 19, 2018.

С.П. Денисов, В.Н. Горячев

Распределения заряженных частиц по множественности в электромагнитных ливнях,
инициированных в свинце электронами с энергиями от 10 до 1000 ГэВ.

Препринт отпечатан с оригинала-макета, подготовленного авторами.

Подписано к печати	21.12.2018.	Формат 60 × 84/16.	Цифровая печать.
Печ.л.	1.	Уч.- изд.л. 1,24.	Тираж 80. Заказ 18.
			Индекс 3649.

НИЦ «Курчатовский институт» – ИФВЭ

142281, Московская область, г. Протвино, пл. Науки, 1

www.ihep.ru; библиотека <http://web.ihep.su/library/pubs/all-w.htm>

Индекс 3649

ПРЕПРИНТ 2018-16,
НИЦ «Курчатовский институт – ИФВЭ», 2018
